



READY TO USE




SINGLE COMPONENT
JUST ADD WATER



FASTER INSTALLATION
WITH LESS MANPOWER

PLASTWELL

TECHNICAL DATA SHEET




SUPERIOR BOND
STRENGTH



BETTER THAN
TRADITIONAL PLASTERING




REDUCES SHRINKAGE
AND CRACKING





FEATURES AND BENEFITS

1. Suitable for Interior and exterior applications
2. Contains special polymers to provide superior bond strength and water resistance
3. Used in place of traditional plastering
4. Self-curing, No water curing required, enriched with water retention technology
5. Non-shrinkage and minimizes cracking
6. Excellent workability, smooth and easy application & easy to clean
7. Less rebound losses
8. No wastage, Reduce construction costing
9. Consistent quality in raw materials



INSTALLATION TYPES

1. Clay brick walls
2. Concrete wall and ceilings
3. Concrete hollow bricks
4. Cement and AAC block wall*



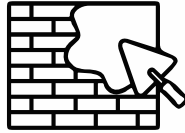
CERTIFICATION

1. EN 1015
2. ASTM C-266



APPLICATION PROCEDURE

Surface Preparation: Before application surfaces should be clean, dry, free from dust, oil, grease, loose particles, peeling paints and concrete sealers. Cleaning can be done by suitable methods like brush, water jetting, mopping. Surface temperature should be below than 35. Pre-wet the surface before application.



APPLICATION PROCEDURE

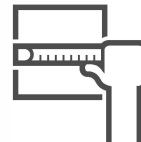
Apply the slurry coat on the substrate. Apply the PLASTWELL mix uniformly on it, to get a required level of plaster use masonry tools. If second coat is required make sure grooving on first coat to give better bonding for second coat on it.

Note: In high temperature, humid areas light spraying of water curing is required for 6 to 7 days.



MIXING PROCEDURE

Mixing: Take 4.0 to 7.0 L of clean, potable water per **40kg PLASTWELL** bag. Take the water into a clean mixing bowl add powder into the mixing bowl and mix the material by hand or with a slow speed mixer until a smooth, lump-free paste is obtained. Allow the mix to slake for 5 minutes. Adjust the consistency of the material accordingly to application. The mix should be kept away from direct sunlight and heat.



COVERAGE

With the thickness of 12mm coverage approximately 19 to 21sft per 40 kg PLASTWELL.

*Coverage will vary depending on absorption, flatness & evenness of substrate



TECHNICAL DATA

Name	:	PLASTWELL
Physical appearance	:	Grey
Pack Size	:	40 kg

Application Data at 25±2°C & 60±5% RH

Product appearance	:	Free flowing Grey colour powder
Water ratio	:	Approx. 4.0 to 7.0 litres for 40 kg. bag.
Dry Mortar Density	:	1500 – 1650 kg/m ³
Wet Mortar Density	:	1900 – 2100 kg/m ³
Pot Life	:	1-2 Hrs

Technical Details	
Test parameter	Product performance
Compression Strength	> 8 MPa
Tensile Strength	> 1 MPa



PRECAUTIONS

Although **PLASTWELL** is non-hazardous material, one should take the following precautions should be taken:

- It is recommended to use the N95 nose mask, gloves and goggles while handling the material
- Keep out of reach of the children
- In case of contact with eyes, rinse your eyes with plenty of water and consult a doctor immediately

For further and complete information about our product's safe use, please refer to the latest version of our material safety data sheet.



LIMITATIONS

- Do not apply on Gypsum boards, Calcium silicate boards and Metals.
- Do not add excess water than recommended
- Never contaminate the mix at site
- Do not directly apply on the fungus and moss affected areas
- Do not apply directly on the dust, loosely bonded particles, oil, grease etc affected surfaces



CLEANING

Tools and containers should be cleaned with plenty of water while the plastewell is still fresh. Surfaces should be cleaned with a damp cloth, before the plastewell dries.



STORAGE

Store in dry place away from the moisture



SHELF LIFE

12 months from the date of manufacturing in the original unopened manufacturer's packaging




CUSTOMER CARE

For any suggestion or concerns, please mail to reachus@firstchoicereadymix.in.

For any other product related queries please contact **1800 202 5567**



Scan the QR code to know more about our other products



MANUFACTURED AND PACKED AT:



WEST BENGAL - KOLKATA, BARDHAMAN, SILIGURI

Disclaimer

Information given in the data sheet is only a guideline for usage. Users are advised to undertake trial for product suitability prior to its full scale usage. There is no implied guaranty/warranty for the results and the company is not liable for any consequential damages.